



## ART 113 - Introduction to Drawing

Mon and Wed, 1:30 - 4:00 pm  
Hale Pālanakila 202 (on Zoom first two weeks!)

<b>INSTRUCTOR:</b>	<b>Bryce Myers</b>	
<b>OFFICE:</b>	<b>Pālanakila 148</b>	<b>ZOOM OFFICE:</b> 699 274 3027
<b>OFFICE HOURS:</b>	by appointment via email/text for walk-in or on Zoom available for walk-in during Open Lab on Fridays (TBA)	
<b>TELEPHONE:</b>	<b>Office:</b> 236-9148	<b>Cel:</b> 295-7659
<b>EMAIL:</b>	<a href="mailto:brycenm@hawaii.edu">brycenm@hawaii.edu</a>	
<b>EFFECTIVE DATE:</b>	Fall 2022	<b>CREDITS:</b> 3 <b>CRN:</b> 63451

### WINDWARD COMMUNITY COLLEGE MISSION STATEMENT

*Windward Community College offers innovative programs in the arts and sciences and opportunities to gain knowledge and understanding of Hawai'i and its unique heritage. With a special commitment to support the access and educational needs of Native Hawaiians, we provide O'ahu's Ko'olau region and beyond with liberal arts, career and lifelong learning in a supportive and challenging environment — inspiring students to excellence.*

### CATALOG DESCRIPTION

A beginner's course that introduces various drawing techniques and materials. The course focuses on line drawing, shaded drawing, and the use of perspective--the ability to make objects appear real. The student's understanding of art is expanded through the study of the works of old and modern masters. The instructor works individually with each student during studio time.

#### Activities Required at Scheduled Times Other Than Class Times


Regularly assigned home assignments and projects.

# ART 113

### STUDENT LEARNING OUTCOMES

The student learning outcomes for the course are:

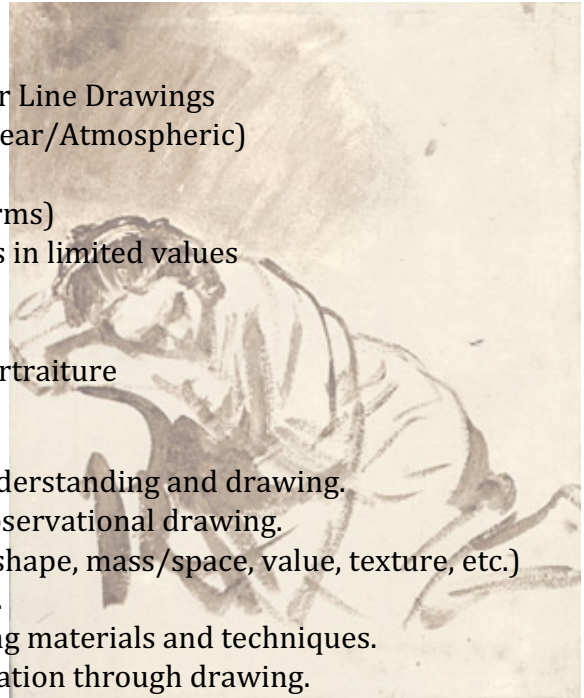
- Complete assignments that reflect the use of basic visual elements to create an illusion of space and form.
- Use linear perspective.
- Demonstrate through drawings skill in hand-eye coordination.
- Use skillfully a variety of drawing materials and techniques.
- Identify drawing materials and techniques used by the old and modern masters.
- Demonstrate careful and timely completion of work.



## COURSE CONTENT: *What are we doing here?!?*

### *Some of our Concepts and Topics...*

- Understanding Observational Drawing
- Using Sighting and Measuring Techniques
- Depicting Basic Forms in Structural and Contour Line Drawings
- Applying the Basic Concepts of Perspective (Linear/Atmospheric)
- Understanding Cylinder and Ellipses
- Tackling Twisted Planes (and other complex forms)
- Understanding 'Light Logic' and depicting forms in limited values
- Seeing Tones and Using the Full Value Scale
- Tonal Drawing using the Lift-Out Method
- Introduction to Landscape Sketching and/or Portraiture



### *Skills or Competencies we're working towards...*

- Develop the interaction between our seeing, understanding and drawing.
- Effectively use the process and techniques of observational drawing.
- Use the basic 'elements' of the visual arts (line, shape, mass/space, value, texture, etc.) to arrive at an illusion of space, image and form.
- Demonstrate a skillful use of a variety of drawing materials and techniques.
- Demonstrate development of hand-eye coordination through drawing.

### *Our main goal this semester is...*

Our main goal this semester is to develop an overall way of working that helps us to achieve accurate and expressive drawings created through sensitive and informed observation, compositional analysis and exploration, and a nuanced use of a variety of drawing materials.

We will get there by working our way through lots of exercises that train our eye and mind to cooperate, often isolating or emphasizing a certain skill or technique or concept to really focus in on it before we put it to use in our 'overall process'. We will always be gradually building one skill or ability upon another to make it easier to make our way forward. We will do lots of studies and practice in class, and then I will ask you to take the new concepts home and apply it 'on your own' in a Home Study to really help cement the learning and growth.

In the end, you will have been exposed to lots of different techniques and ways of working, and—over time—all the things you learn in here and in your different classes and all the great art that you see and fall in love with will begin to take root and come together in you, combining and shifting, and gradually it all morphs into "your own way of doing things".

## PROJECTS, PROGRESS AND PARTICIPATION

My expectation of you is that no matter what skill level you begin at, that you apply yourself to your own artistic improvement and that you make personal progress, period.

With that in mind, project grades will be based on understanding and applying the appropriate skills and concepts, *effort*, personal improvement, *effort*, and timely and successful completion. Oh, and did I mention *effort*?

*There will be regular homework assignments which must be completed outside of class time.*

**EFFORT & PROGRESS:**

Come in, get ready, get started! Apply yourself to overcoming difficulties encountered in the seeing and drawing processes and developing your observational and mark-making skills. If you *are* working, being creative and bold both in class and out, and attempting to overcome difficulties you will be progressing... *Progress is good!*

**YOUR PORTFOLIO: *keeping your work and keeping it nice!***

All of your work should be collected in your Portfolio Carrier to preserve and protect it for grading, etc. (and one day you'll need it and be so glad!). Your work should be in decent shape, not crumpled/torn/folded funny/rolled and should have your name and date on each sheet. I will be collecting your work some days at the end of class, and your whole portfolio once or twice for review. Keep all of your work, and keep it well. You will be astounded at your growth this semester!

***note: You Must Sign Your Name Legibly On All Finished Projects. No Exceptions...***

Remember, the drawing isn't there for your name, it's the other way around, so go easy on it, OK? Your signature is part of your craftsmanship and reflects the pride you take in your work. Projects with no name or only initials will not be graded.

**CRITIQUE/REVIEWING OUR WORK:**

We will have regular discussions about the work that is done in class and at home to learn from what we have done. It is a chance to see each other's work and interact positively, to find and address our weaknesses and encourage our developing strengths. This process helps to reveal things we miss (both the bad and the good!), allows us to discuss difficulties and review processes, and builds camaraderie in the group. There's strength in numbers! Everyone **MUST** participate in the critiques!

*(Remember that I have office hours and am available outside of class if you want to discuss things further or need more help on anything we are working on. This can be especially helpful if you feel uncertain of your progress or would like a more individualized critique than is possible during class.)*

**Grades will be based on the quality and intensity of your involvement in the class and your work.**

**Approximately: 40% In-Class Work 40% Home Studies 20% Final Project(s)**

**The Effect of Attendance on Final Grade:**

I will take roll every class. If you arrive late, please let me know in case I don't notice your arrival. Students who do not return from break or leave early—unless arranged in advance—will be counted absent for the day. Keep in touch when absent!

More than three absences may lower your grade one letter. (i.e. B becomes C).

- Three unreasonable 'lates' equal one absence.
- More than six absences can earn you a failing grade.

There is leeway for extenuating circumstances such as serious illness or emergency, preferably with proper documentation. Please do your best to keep in touch, as well.

\*I will take roll every class (sometimes twice). If you arrive late, please let me know in case I don't notice your arrival. Students who do not return from break or leave early—unless arranged in advance—will be counted absent for the day.

**Being Online:** While we are online, I want everyone to be in class, on screen, and active as much as possible; it makes a huge difference in everyone’s experience. Put simply, show up and be involved, please!

Attendance and doing your weekly online activity is essential for discussions and lectures, project assignments and critiques. If you miss a class you are required to make up the work and to get the assignment information from your classmates. We will be posting our progress almost weekly to review and discuss how things are going. Your ability to participate relies on keeping up with the class assignments, but show up even when you’re behind in your work because it’s a slippery slope from ‘falling behind’ to ‘falling off’. Please, please, please speak to me when things get overwhelming or when you need help getting ‘back on the trail’ ... Don’t wait ‘til the end!

**Posting Up!** For us to all get a good idea of how things are going if we have to work remotely at all, you will need to be able to take decent photos of your drawings to post for discussion, even on days when you really wish no one would see it yet! We will discuss strategies for better photos, but as with all things, a little practice and you’ll get it. We will post our work in a few different ways on a few different platforms/apps. I will do my best to have the posting platform up and ready for you to post PRIOR to the start of class so we can begin on time, but sometimes the fingers get tripped up!

**Overall Grade:**

Final grades will be calculated as a cumulation of total points from all our projects and activities that will be averaged as percentages, but evidence of overall effort and progress in the total portfolio can have significant positive impact on your grade (just as disinterest or lack of engagement can bring the grade down). Attendance will be factored off of total.

**The weighting is approximately as follows:**

- In Class Activities and Projects .....approx. 40%**
- Home Studies and Assignments .....approx. 40%**
- Final Project(s).....approx. 20%**

**Grade Range: A’s=100-90, B’s=89-80, C’s=79-70, D’s=69-60, F=59 and below.**

I may offer extra credit as we go along, but I look at any additional painting favorably!

**Cell phones must be in silent mode and may not be used when class is in session.**

This includes texting, watching videos, etc. Take all phone conversations outside, and never during lectures, please. Listening to music at a low volume during open drawing time is OK, but if you seem too preoccupied with your phone I will dismiss you from class.

**Take a little break** when you need to, but keep them short and please don’t wander off!

## Guidelines for Home Studies

1. We will have a Home Study assignment almost every week, and these are meant to be a chance for you to take what we've been practicing in class and spend a bit more time with it, applying your new skills and understandings and taking control of the whole process, composing the set up and even creating good lighting.


Read the guide sheet through carefully *as soon as you get it to make sure you have everything*, or *to make time to get what you need* before you try to begin working. Take note of the kind of paper and the size, the specific drawing materials to use, and the objects/subject for the drawing. You may need to bring home your board from class.

Spend at least three hours on each Home Study, more when necessary to do the job adequately.

2. Follow both the letter and the spirit of all instructions on Home Study sheet. Read the assignment again while working and after you've finished drawing to make sure you have stayed on track! Make any necessary changes in your drawing to bring it in line with instructions, but also to make it a stronger drawing; look with a critical eye.
3. "Fill the Sheet" means make your drawing as large as it could possibly be drawn on the sheet. It should go to within an inch of the top, bottom, or sides, as appropriate, but **having a 1-inch border is always nice so we can handle the work without damaging it**. If the drawing falls short in size, erase it and redraw it correctly. Again, make sure to use the correct size and kind of paper when given specifically.
4. Firmly spray-fix all drawings at home or outside at a safe distance from people/windows before bringing them to class. (Read instructions on the can, and I'll show you, too. Twenty feet from any open doors/windows is the law!)
5. Clearly print your name and date in the lower right corner (or where most appropriate, back is ok also) on all drawings, especially those being hung or collected!

Your project must be displayed in class during the critique and left on the wall for observation, criticism, and grading until the critique or class ends. I may ask to collect work for grading/review.

**GO TO IT!**



## SUPPORTING STUDENT SUCCESS BY ENSURING BASIC NEEDS SECURITY

Basic needs include food and housing, childcare, mental health, financial resources and transportation, among others. Student basic needs security is critical for ensuring strong academic performance, persistence and graduation and overall student well being. If you or someone you know are experiencing basic needs insecurity, please see the following resources:

[CLICK HERE: UH System Basic Needs.](#) or <https://www.hawaii.edu/student-basic-needs/>

## DISABILITIES ACCOMMODATION STATEMENT

If you have a physical, sensory, health, cognitive, or mental health disability that could limit your ability to fully participate in this class, you are encouraged to contact the Accessibility Counselor to discuss reasonable accommodations that will help you succeed in this class. Roy Inouye can be reached at (808) 235-7448, [royinouy@hawaii.edu](mailto:royinouy@hawaii.edu), or you may stop by Hale Kāko‘o 106 for more information.

## SEX DISCRIMINATION AND GENDER-BASED VIOLENCE RESOURCES (TITLE IX)

Windward Community College is committed to providing a learning, working, and living environment that promotes personal integrity, civility, and mutual respect and is free of all forms of sex discrimination and gender-based violence, including sexual assault, sexual harassment, gender-based harassment, domestic violence, dating violence, and stalking.

If you or someone you know is experiencing any of these, WCC has staff and resources to support and assist you. To report an incident of sex discrimination or gender-based violence, as well as receive information and support, please contact one of the following:

Karen Cho

**Deputy Title IX Coordinator**

808-235-7404

[kcho@hawaii.edu](mailto:kcho@hawaii.edu)

Jojo Miller, **Confidential Advocate**

(808) 348-0663

[advocate@hawaii.edu](mailto:advocate@hawaii.edu)

Leslie Cabingabang,

**Senior Confidential Advocate**

Phone: 808-348-0432

[leslie.cabingabang@hawaii.edu](mailto:leslie.cabingabang@hawaii.edu)

**To file a report online:**

<https://report.system.hawaii.edu/student>

Desrae Kahale, **Mental Health Counselor  
& Confidential Resource**

(808) 235-7393

[dkahale3@hawaii.edu](mailto:dkahale3@hawaii.edu)

As a member of the University faculty, I am required to immediately report any incident of sex discrimination or gender-based violence to the campus Title IX Coordinator. Although the Title IX Coordinator and I cannot guarantee confidentiality, you will still have options about how your case will be handled. My goal is to make sure you are aware of the range of options available to you and have access to the resources and support you need.

**For more information regarding sex discrimination and gender-based violence, the University's Title IX resources and the University's Policy, Interim EP 1.204, go to [manoa.hawaii.edu/titleix](http://manoa.hawaii.edu/titleix)**

### **ALTERNATE CONTACT INFORMATION**

*If you are unable to contact the instructor, have questions that your instructor cannot answer, or for any other issues, please contact the Academic Affairs Office:*

*Location: Alakai 121*

*Phone: 808-235-7422*

*Email: [wcaa@hawaii.edu](mailto:wcaa@hawaii.edu)*



# ART 113 LIST OF SUPPLIES:

## PAPERS, WORKBOARD SET UP, and CARRIER

- 18 x 24" Newsprint Pad, 30+ sheets
- 18 x 24" Drawing Paper Pad, 15 - 20 Sheets, in heavier weight if available
- PURCHASE LATER: 2-3 sheets large Grey/Colored Charcoal Paper
  - we will be buying some additional specialty papers throughout the semester
- 18 x 24" Masonite Drawing Board, with or without attached clamps; larger is fine.
- 4-6 Bulldog Clips and/or various sizes of 'Binder Clips' to hold paper/pads to board
- Blue Painter's Masking tape -- ¾" to 1"
- Portfolio Carrier or Large 'Folder' of some sort, to carry and protect your paper

## PENCILS, CHARCOAL, and CONTÉ

- Graphite Pencils, 2H, 2B, 4B, 6B (or similar range from harder to softer)
- Charcoal Pencils set 2B, 4B, 6B (or similar range from med. to ex. soft)
- 2 White Charcoal pencils, white 'pastel pencil' is an ok substitute
- 2 packages Vine Charcoal -- soft and/or medium (you should have 6-10 sticks)
- 1 large/thick Vine Charcoal stick -- soft or medium
- 2 sticks Compressed Charcoal, soft and medium (heavier than vine, clicks)
- Conté Crayon, 1-2 sticks of each -- black, red, white
  - (optional: get matching Conté pencils )
- Small Plastic Container if you want to collect your Charcoal Dust (optional)
- ~~\*\*Charvin Water Soluble Pastel Painting Sticks, set of 48. Order on Amazon.com\*\*~~

## SHARPENERS, ERASERS, and FIXATIVE

- Single Edge Razor Blades (one or two, ask for it at the counter; store them safely!!)
  - or an X-acto Knife with box of extra blades, #11)
- Sanding Pad (sandpaper on a handle for sharpening pencils)
- 2 Large Kneaded Erasers
- White Vinyl or 'Magic Gum' Eraser
- a piece of Chamois (cheaper to cut from automotive one, I will bring in)
- Can of Workable Spray Fixative
- Optional Drawing/Blending/Erasing Items:
  - Click Eraser and/or and 'eraser shield'
  - a Flat Bristle Brush or 'blender brushes'
  - Q-Tips and or Tissue (no aloe/lotion!)

## MISCELLANEOUS:

- Clip-On 'Mud Lamp' with a 60 - 100 watt equivalent bulb for home projects
- 'Tool Box', anything that can organize your materials safely; *not just a paper bag!*

**WCC Bookstore Hours: 10:00 a.m. to 2:00 p.m. Mon.- Thurs. Phone: 235-7418 (or x418)**

**THANKS FOR TAKING MY CLASS THIS SEMESTER!  
LET'S HAVE SOME FUN!**