

HISTORY 151: WORLD CIVILIZATION I

3 Credits

WWW (CRN #61026)

Instructor: Malia Lau Kong

Email: maliakon@hawaii.edu (email is the best way to contact me; although I have an office phone #, I will hardly be in my office this summer so please do not call my office unless you are prepared to wait a long time for a response. If you email me Sunday—Thursday, I will usually respond within 24 hours. If you email me on Friday or Saturday, expect a reply on Monday).

Effective Date: Summer 2014

WINDWARD COMMUNITY COLLEGE MISSION STATEMENT:

Windward Community College offers innovative programs in the arts and sciences and opportunities to gain knowledge and understanding of Hawai'i and its unique heritage. With a special commitment to support the access and educational needs of Native Hawaiians, we provide O'ahu's Ko'olau region and beyond with liberal arts, career and lifelong learning in a supportive and challenging environment — inspiring students to excellence.

CATALOG DESCRIPTION:

HIST 151 is a survey course focusing on significant historical events and patterns of development in world civilizations from the pre-historic period to the 1500s. (3 hrs. lect)

WCC: FG

FOUNDATION REQUIREMENT AND HALLMARKS:

HIST 151 fulfills 3 credits in Group A of the General Education requirement (Foundations: Global and Multicultural Perspectives) for both an A.A. degree at WCC and a Bachelor's degree at UH Manoa. Consequently, it meets the following hallmarks of global and multicultural perspectives:

1. provide students with a large-scale analysis of human development and change over time.
2. analyze the development of human societies and their cultural traditions through time in different regions (including Africa, the Americas, Asia, Europe and Oceania.)
3. offer a broad, integrated analysis of cultural, economic, political, scientific and/or social development that recognizes the diversity of human societies and their cultural traditions.
4. examine processes of cross-cultural interaction and exchange that have linked the world's peoples through time while recognizing diversity.
5. include at least one component on Hawaiian, Pacific, or Asian societies and their cultural traditions.
6. engage students in the study and analysis of writings, narratives, texts, artifacts, and/or practices that represent the perspectives of different societies and cultural traditions.

STUDENT LEARNING OUTCOMES

The student learning outcomes (SLOs) for the course are:

1. Identify important individuals, places, organizations and concepts in pre-modern world history.
2. Arrange, in chronological order, significant events in world history.

3. Describe and analyze global processes from prehistory to 1500 C.E. (e.g human migration, ecological forces, spread of world religions, creation of empires.)
4. Explain cause and effect relationships in history.
5. Compare and contrast historical experiences across cultures and time.
6. Relate historical events to contemporary issues and events.

METHOD OF INSTRUCTION: ONLINE

Ask yourself if online is the right method of instruction for you. If you are very independent, organized, focused, and tech-savvy, you should do fine in an online course. On the other hand, if these traits do not describe you, please seriously consider taking a traditional (face-to-face (F2F)) class.

- ❖ This course will expect that you are able to independently read, comprehend the “facts” on your own, complete the assignments, and navigate through Lualima with little guidance.
- ❖ Keeping on track is a must in this class. Always refer to the Class Schedule that starts on page 7 of this syllabus. Remember that this is a summer school class. You are about to learn the material at a VERY ACCELERATED rate. ***This means that EVERY WEEK you will be expected to read 2—5 chapters in the textbook, go through the corresponding PowerPoint Lessons, and complete the corresponding assignments as scheduled in the class schedule.*** If this sounds overwhelming, then please drop the class and take the class during the regular semester.
- ❖ Check **ANNOUNCEMENTS** on the Main Page in Lualima for any announcements pertaining to our class. Furthermore, you should check your UH email account frequently (you are required to use your UH hawaii.edu email account; however, you can have your mail from this account forwarded to an email account that you more frequently use).
- ❖ Make sure you adhere to the completion dates as **no late work will be accepted**. Furthermore, exams must be completed **WITHIN THE DESIGNATED TESTING PERIOD** (see class schedule for dates). You will have a **96 hour** period (4 days) in which to take scheduled exams. Plan now for the exams! If you find that you will not be able to take the exams during their designated testing period, then you must drop the class. ***No exceptions to this policy, regardless of reason, will be granted.*** The good news is that you can take the exams from anywhere in the world as long as you have an Internet (preferably a high-speed) connection. Just to note, in past semesters, I have required students to take one of their exams at a designated test-proctoring site. **However**, I am not requiring this of you because the summer hours of testing sites are not conducive to students that must work during the daytime, M—F. Hence, I **trust** that when you do take your exams, that you are taking the exams by yourself and utilizing **only** the class resources (i.e., textbook, Course Reader, stuff in our Lualima site) that you have. Accordingly, I will then be grading your exam answers based on the required resources for this class.

***This class is designed to be accessible to ALL students. Thus, please take note of the following statement:**

DISABILITIES ACCOMMODATION STATEMENT

If you have a physical, sensory, health, cognitive, or mental health disability that could limit your ability to fully participate in this class, you are encouraged to contact the Disability Specialist Counselor to discuss reasonable accommodations that will help you succeed in this class. Ann Lemke can be reached at 235-7448, lemke@hawaii.edu, or you may stop by Hale 'Akoakoa 213 for more information.

REQUIRED TEXTBOOKS TO PURCHASE:

1. Edward H. Judge & John W. Langdon, Connections: A World History, Volume 1, Customized for HIST 151 Edition. ***This textbook is a customized textbook that is only available from the WCC bookstore.*** (Abbreviated as TXT in the Class Schedule)
2. Course Reader & Workbook For Malia Lau Kong's HIST 151: World Civilization I Course. ***This course reader is only available from the WCC bookstore.*** *It is STRONGLY recommended that you purchase this Course Reader as it is so much easier to read the sources contained within it in hardcopy format. However, should you choose to NOT buy the Course Reader, you can find a PDF copy of the Course Reader in the Resources folder in our class Lulima site.* (Abbreviated as CR in class schedule).

****Note: In the event that you go to the bookstore and the textbook &/or Course Reader is out of stock, you must place an order with the bookstore so that they can get it for you. Do not leave without placing an order!***

COURSE TASKS:

Welcome to the wonderful world of history—where we will make the past come to life as we explore the histories of the various peoples of the world in order to become better informed citizens and make our modern, global world more meaningful! As we look into the past, it may be helpful to view history as a movie—full of characters, with some playing significant roles and others playing supporting ones, drama, and significant events. Together, then, we will analyze this movie called history, highlighting the important individuals, concepts/ideas, places, societies, events, and all the drama that went along with this. As we explore the drama of the past, the class will focus on the **development of diverse cultures, similarities & differences** between these cultures, and the **connections & conflicts** that have arisen between these cultures.

The class will be centered around the following course tasks, that serve as both learning and assessment tools, for the purpose of measuring your learning and your ability to meet the course SLOs.

- ✓ Take **2** Exams. Each Exam is worth 100 points total and will be completed in the “Exams” icon in our class Laulima site. Each Exam consists of **TWO PARTS: Part One** which consists of 25 multiple choice questions each worth 2 points **and Part Two** which consists of the writing of 1 essay worth 50 points. **Part One** is **TIMED**; you have only 50 minutes to complete this part of the exam. **Part Two** is not timed. Be sure that when you take your Exam that you **complete both parts** which will be listed in the “Exams” icon in our class Laulima site. **For more information on the Exams, please look in the “HIST 151 Study Guides for Exams” folder which is in the “Resources” icon in our class Laulima site.** In this folder, you will find the Study Guides for both Exam #1 and Exam #2. In each study guide, you will find things to know for Part One of the Exam, and the essay question (2 questions will be listed; you pick the one question that you want to write an essay on) for Part Two of the Exam. **It is highly advised that you read through both Study Guides right now just so that you know what to expect.** Exams must be completed during the designated testing period which is listed in the class schedule. No exceptions will be made, regardless of reason. If you cannot take an exam during the designated testing period, you need to drop the class.

- ✓ Complete the **Real World Assignment: Cover Letter & Resume for a Historical Individual.** This assignment is worth 45 points total and will be due by or on **Sunday, June 29 by 11:59pm** and **emailed to me as a Word Document** (if you do not have Word, then your should email it to me either in PDF or RTF format). **Be sure to read pages 5—7 in your Course Reader for more information on this assignment!**
 - For this assignment, you must pick a historical individual (pre-1500 CE; however, if you choose an individual from Hawai’i, it can be pre-1819 CE) that was also a proven warrior. Pretending that you are this person, you are to **create a cover letter and resume for this person if he/she were applying for a job** (see pages 5—7 in CR for job description & more info). ***No more than one person per historical person. If you have a historical person in mind, you should sign up for that person ASAP by emailing me as it will be first come, first choice.*** Be sure to check for a confirmation email from me regarding your choice. I will post a list of those chosen individuals in the Homepage of our Laulima site. Once the name of an individual is listed on the Homepage, you are no longer able to pick that person. If you are unsure of a historical person, please contact me. Be sure that you also read pages 5—7 in your CR for more detail on how to complete this assignment.
 - After I receive all cover letters & resumes, I will post them in the “KickA** Industries Resumes” folder in the Resources icon in our Laulima site on Monday, June 30. You are then to read all resumes so that you can then come up with the 3 most qualified individual that you would hire (you can choose your own individual as one) so that you can then participate in the **“KickA** Industries Hiring Executives Discussion”** found in the “Discussion Board” icon in our class Laulima site by writing a 5—7 sentence post on the 3 individuals you would hire and why. In your post, you should explain each of the individual strengths of your chosen individuals (be as specific as possible when talking about these strengths) and how when these

strengths are combined, they would make an undefeatable team. The due date for this post is **Wednesday, July 2, by 11:59pm**. This post will be worth 8 points total. On **Thursday, July 3**, I will announce the 3 Most Qualified Individuals based on the 3 most chosen individuals in the Discussion. *The students who created the cover letters & resumes of the 3 chosen individuals will be awarded 5 points extra credit.*

- ✓ Complete **10** Assignments found in the “Assignments” icon in Laulima. You will notice that there are multiple assignments assigned per week according to the class schedule. Assignments assigned for the week will always be due on the **Sunday by 11:59pm** of the week in which it was assigned. No late Assignments will be accepted, regardless of reason. You will have access to all assignments starting on the first day of class in case you would like to complete them ahead of the week in which they are assigned for.
 - **5** assignments (called Video Exploration Assignments) deal with you watching historical documentaries found on YouTube (links to which are in both our Laulima site’s Homepage and in the Assignment itself) and answering questions based on these documentaries. Note that **you are to submit your answers for each Assignment online in the Assignments icon by the due date.** Please **disregard** the instructions written on page 9 of your Course Reader. Found in your Course Reader on pages 11—19 are hardcopies of the questions you are to answer when watching the documentaries. You can use these hardcopies to write your answers on, **BUT** be sure that you then retype your answers into the specified Assignment in Laulima and submit it electronically. The amount of points each of these assignments in worth is varied depending on the number of questions asked in each assignment (1 point per question given). The 5 assignments total 26 points.
 - **3** assignments (called Primary Source Analysis Assignments (PSAA)) that requires that you read the specified primary source & answer the following questions as it pertains to what you read:
 1. **Does this primary source highlight freedom &/or security?**
 2. **Depending on your answer for Question #1, explain how this source highlights freedom &/or security.**
 3. **Historical Contextualization: Why is freedom being lost, threatened, &/or debated? You may need to do a little outside research to answer this question.**
 4. **Write 1 significant quote from the primary source and explain why you picked this quote.**
 - Each PSAA is worth up to 4 points total.
 - **PSAA Primary Source Readings (found in Course Reader (CR)):**
 - PSAA #1: Sima Qian on The Legalist Policies of the First Emperor Qin, CR pgs. 29—32
 - PSAA #2: Herodotus on Sparta & The Battle of Thermopylae, CR pgs. 41—49
 - PSAA #3: Tacitus on The Price of Peace, CR pg. 59
 - **2** assignments (called Think/Write Paragraph Assignments) deal with you writing a **7-sentence paragraph on designated topics &/or questions.** When writing this 7-sentence paragraph, you must write in complete sentences, have a topic sentence, and create a logical flow of significant sentences that evidence your topic sentence. Remember the 7-sentence rule! You will lose points if you write less than or more

than 7 sentences. The 7-sentence rule is so that you maximize your words in a concise, yet profound, manner. Each of these assignments is worth up to 7 points total. In general, this is the structure to follow when writing your 7-sentence paragraph:

- **1st sentence:** Topic sentence that will guide the whole paragraph. Think of the topic sentence as a mini-thesis that will need evidencing by the rest of your paragraph.
 - **2nd—6th sentences:** 5 sentences that flow from one another and evidence the topic sentence. Contained within these 5 sentences should be **at least 3** specific & distinct (i.e., different from the other pieces of evidence) pieces of evidence that evidence the topic sentence. If the Think/Write Paragraph asks you to read a primary source, you may quote this primary source in your paragraph **once** as long as you write in the format: *“According to _____ (either write in the author of the primary source, or if author is unnamed, write in title of primary source), the _____ (put quote here).”* If you are going to quote the primary source, make sure that you are quoting from the actual primary source and NOT from the introductory, and therefore secondary source, material that introduces the primary source.
 - **7th sentence:** Concluding sentence that “wraps up” the paragraph.
- ✓ Participate in ALL **5** Discussions found in the “Discussion Board” icon in our class Lualaba site (click on “Discussion Board” icon in Lualaba to access; then look for the assigned Discussion for the Week to participate in). In general, you will be participating in **ONE** Discussion per week. Refer to the class schedule to see assigned Discussion for the week. Discussions will be graded on how well you follow the guidelines listed below:
- For each Discussion, you are to only REPLY to the post that I have up. In other words, after reading the post that I have set up as an introduction to the Discussion, please just click “reply.”
 - The instructions will be this: in your reply, please 1) answer the question that I post in 2—3 complete sentences, and 2) respond to the student’s response that directly precedes your reply with 1—2 complete sentences. In other words, if you are the first student to reply to this post, then you are to 1) answer the question, and 2) reply to what I write about. Another example is if you are the 10th student to reply, then you will be 1) answering the question that I post below, and 2) replying to the reply of the 9th student. If you have any questions about this, please email me.
 - Your **answer** to the question that I post should consist of 2—3 complete sentences that are ORIGINAL in thought (and not just a paraphrase of the comments that preceded it).
 - Your **response** to the student’s response that directly precedes yours should consist of 1—2 complete sentences of **why** you agree or disagree with this student’s response. In other words, don’t just say you agree or disagree. Always **explain** your position.
 - Always be **mindful** that you are RESPECTFUL of what your classmates have to say. **Negative comments will NOT be tolerated.** *Please note that one of WCC’s core values is Ho’ihi (Respect). This includes cultural awareness & aloha, student voice, ‘ohana-style inclusiveness, and LGBTI Safe Zones. Discussion forums will NOT be used to discriminate against or put down your*

fellow students or other cultures & religions. If you conduct yourself in a way that disparages others, then you are in direct violation of the Student Code of Conduct and you will be dealt with appropriately (which could mean removal from class).

- Always **remember** that discussions are meant to provoke critical thinking on a given topic. Although you may disagree with what I or your fellow classmates have to say, I expect you to always be **respectful** in your disagreement.
- Each Discussion is worth up to 2 points total. Assigned Discussion Posts for the week will always be due on the **Sunday by 11:59pm** of the week in which it was assigned. No late Discussion Posts will be accepted, regardless of reason. **ACCESS to the Discussion will be LIMITED** to Monday through Sunday for the week that it is assigned.

ASSESSMENT TASKS AND GRADING:

◆ Exam #1	=	100 points	(32% of final grade)
◆ Exam #2	=	100 points	(32% of final grade)
◆ Real World Assignment + Discussion	=	53 points	(17% of final grade)
◆ 10 Assignments	=	52 points	(16% of final grade)
◆ 5 Discussions	2 x points each	=	10 points (3% of final grade)
		=	315 points total

****Everyone starts the class with an “A” (315 points)!
What you do with your “A” is now up to you!***

To keep your	You can't lose more than	Which means
A	31 points	A = 284 points & above
B	62 points	B = 253 points & above
C	93 points	C = 222 points & above
D	124 points	D = 191 points & above





**If more than 124 points is lost, then you will fail the class. Please don't let this happen!*

*You can keep track of your grade in Laulima by clicking on the Gradebook Icon.

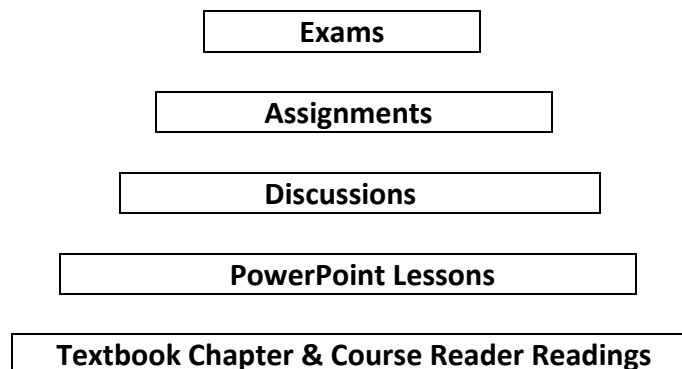
*The “N” grade is only given in circumstances in which the student has worked conscientiously, attended regularly, finished all work, fulfilled course responsibilities, and has made measurable progress. However, either the student has not achieved the minimal student learning outcomes and is not prepared to succeed at the next level, or the student has made consistent progress in class but is unable to complete the class due to extenuating circumstances, such as major health, personal, or family emergencies. The “N” grade is not given in circumstances in which you have NOT made consistent progress in the class &/or attended class regularly.

CLASS SCHEDULE:

*The class is set up so that you complete the following tasks in this general order for EACH topic unit that corresponds to a specific chapter in the textbook:

1.  READ: read the assigned chapter(s) in the textbook &/or designated sources found in the Course Reader.
2.  ENGAGE: read & answer any questions in the POWERPOINT LESSON(S) that correspond to the assigned chapter in the textbook. To access the Lessons, which are in PowerPoint PDF format, click on the “Resources” icon on the left side of the screen in Laulima. Then, click on the “Lessons (PowerPoint PDFs)” Folder to access all the Lessons. Note that on a few occasions, when you read an entire chapter in the textbook, you will find that there are 2 (or more) Lessons that correspond to it. A hardcopy of all PowerPoint Lessons are found on pages 111—225 in the “Course Reader & Workbook for Malia Lau Kong’s HIST 151: World Civilization I Course” that is one of the required texts for you to purchase.
3.  DISCUSS: post in the designated Discussion Forums (found in the “Discussion Board” icon). Each week (excluding Week 6), you will have two discussions to complete. One discussion is found in the “Current Events & Historical Relevance Discussion Forum” **and** the other discussion is found in the “Primary Sources from Course Reader Discussion Forum”.
4.  COMPLETE: complete the designated assignments for the week (i.e., Assignments found in the “Assignments” icon in Laulima, the Exams found in the “Exams” icon in Laulima, &/or the Real World Assignment: Cover Letter & Resume for a Historical Individual).

*Think of everything you do in class as a pyramid, which then builds up to an exam:



***In order to stay on track in this class, it is suggested that you follow the below schedule to stay on track. Furthermore, remember to adhere to the DUE DATES as these dates do NOT change, regardless of when you decide to complete the material. Remember also that this is a summer school class and you will typically be reading 2—5 chapters, and completing the corresponding tasks, per week!**

WEEK ONE: Tuesday, 5/27 through Sunday, 6/1:

On Tuesday, 5/27: Topic Unit—Class Introductions

- Review Syllabus in Lulima
- Learn How to Navigate Through Our Course in Lulima
- 🗣️ DISCUSS: Introduce yourself in the **“Week One: Introduce Yourself!”** Discussion Forum (click on the “Discussion Board” icon on the left side of screen in Lulima). The DUE DATE for completion is **Sunday, 6/1, 11:59pm.**

On Wednesday, 5/28: Topic Unit—The Emergence of Human Societies

- 🎵 LISTEN: Watch the HistoryTeachers’ Music Video “Prehistoric” for a fun introduction to this history unit (click on “Prehistoric” on the Home Page under the HistoryAlive! Links to access). In general, you do not need to watch the assigned music video. However, the music videos, when available, serve as a fun way to introduce you to information that you will cover in the chapter.
- 📖 READ: Chapter 1 in textbook.
- ✍️ ENGAGE: Complete Lesson #1 (click on the “Resources” icon on the left side of the screen in Lulima. Then, click on the “Lessons (PowerPoint PDFs)” Folder to access specified Lesson). Hardcopy found on pages 113—120 in Course Reader (CR).

On Thursday, 5/29 & Friday, 5/30: Topic Unit—The Near East (Mesopotamia & Egypt)

- 🎵 LISTEN: Watch the HistoryTeachers’ Music Videos “Civilization” and “King Tut” for a fun introduction to this history unit (click on “Civilization” on the Home Page under the HistoryAlive! Links to access; then do the same with “King Tut”). In general, you do not need to watch the assigned music video (unless you are assigned to watch it in a HistoryAlive! Assignment). However, the music videos, when available, serve as a fun way to introduce you to information that you will cover in the chapter.
- 📖 READ: Chapter 2 in textbook and pages 23—24 in Course Reader (CR).
- ✍️ ENGAGE: Complete Lessons #2, #3, & #4 (click on the “Resources” icon on the left side of the screen in Lulima. Then, click on the “Lessons (PowerPoint PDFs)” Folder to access specified Lesson). Hardcopy found on pages 121—134 in CR.
- 🌐 COMPLETE: Complete the **“Iraq: Cradle of Civilization Video Exploration Assignment”** and the **“Egypt: The Habit of Civilization Video Exploration Assignment”** found in the “Assignments” icon in Lulima. The DUE DATE for completion is **Sunday, 6/1, 11:59pm.**

WEEK TWO: Monday, 6/2 through Sunday, 6/8:

On Monday, 6/2 & Tuesday, 6/3: Topic Unit—India

- 🎵 LISTEN: Watch the HistoryTeachers' Music Video "The Mahabharata" for a fun introduction to this history unit (click on "The Mahabharata" on the Home Page under the HistoryAlive! Links to access). In general, you do not need to watch the assigned music video (unless you are assigned to watch it in a HistoryAlive! Assignment). However, the music videos, when available, serve as a fun way to introduce you to information that you will cover in the chapter.
- 📖 READ: Chapter 3 in textbook and pages 25—26 in CR.
- ✍️ ENGAGE: Complete Lesson #5 (click on the "Resources" icon on the left side of the screen in Laulima. Then, click on the "Lessons (PowerPoint PDFs)" Folder to access specified Lesson). Hardcopy found on pages 135—146 in CR.
- 🌐 COMPLETE: Complete the "**India: The Empire of the Spirit Video Explorations Assignment**" found in the "Assignments" icon in Laulima. The DUE DATE for completion is **Sunday, 6/8, 11:59pm.**



On Wednesday, 6/4 & Thursday, 6/5: Topic Unit—China

- 🎵 LISTEN: Watch the HistoryTeachers' Music Video "Chinese Dynasties" for a fun introduction to this history unit (click on "Chinese Dynasties" on the Home Page under the HistoryAlive! Links to access). In general, you do not need to watch the assigned music video (unless you are assigned to watch it in a HistoryAlive! Assignment). However, the music videos, when available, serve as a fun way to introduce you to information that you will cover in the chapter.
- 📖 READ: Chapter 4 in textbook and pages 27—32 in CR.
- ✍️ ENGAGE: Complete Lesson #6 (click on the "Resources" icon on the left side of the screen in Laulima. Then, click on the "Lessons (PowerPoint PDFs)" Folder to access specified Lesson). Hardcopy found on pages 147—157 in CR.
- 🗣️ DISCUSS: Post in the "**Week Two: Freedom vs. Stability, Part I**" Discussion Forum (click on the "Discussion Board" icon on the left side of screen in Laulima). The DUE DATE for completion is **Sunday, 6/8, 11:59pm.**
- 🌐 COMPLETE: Complete the "**China: The Mandate from Heaven Video Exploration Assignment**" and "**Primary Source Analysis Assignment #1 (Sima Qian)**" found in the "Assignments" icon in Laulima. The DUE DATE for completion is **Sunday, 6/8, 11:59pm.**

On Friday, 6/6: Topic Unit—The Americas & Oceania




- 🎵 LISTEN: Watch the HistoryTeachers' Music Videos "The Olmecs" for a fun introduction to this history unit (click on "The Olmecs" on the Home Page under the HistoryAlive! Links to access). In general, you do not need to watch the assigned music video (unless you are assigned to watch it in a HistoryAlive! Assignment). However, the music videos, when available, serve as a fun way to introduce you to information that you will cover in the

chapter.






-  READ: Chapter 5 & section of Oceania in Appendix of textbook for class (pgs. 490—494) and page 33 in CR.
-  ENGAGE: Complete Lessons #7 & #8 (click on the “Resources” icon on the left side of the screen in Laulima. Then, click on the “Lessons (PowerPoint PDFs)” Folder to access specified Lesson). Hardcopy found on pages 158—163 in CR.

WEEK THREE: Monday, 6/9 through Sunday, 6/15:


On Monday, 6/9: Topic Unit—Persia

-  READ: Chapter 6 in textbook and pages 34—36 in CR.
-  ENGAGE: Complete Lesson #9 (click on the “Resources” icon on the left side of the screen in Laulima. Then, click on the “Lessons (PowerPoint PDFs)” Folder to access specified Lesson). Hardcopy found on pages 164—168 in CR.
-  COMPLETE: Complete the “**Think/Write Paragraph Assignment #1**” found in the “Assignments” icon in Laulima. The DUE DATE for completion is **Sunday, 6/15, 11:59pm.**

On Tuesday, 6/10 & Wednesday, 6/11: Topic Unit—Greece

-  LISTEN: Watch the HistoryTeachers’ Music Videos “The Trojan War” and “Macedonia” for a fun introduction to this history unit (click on “The Trojan War” on the Home Page under the HistoryAlive! Links to access; then do the same with “Macedonia”). In general, you do not need to watch the assigned music video (unless you are assigned to watch it in a HistoryAlive! Assignment). However, the music videos, when available, serve as a fun way to introduce you to information that you will cover in the chapter.
-  READ: Chapter 7 in textbook and pages 37—56 in CR & page 102 in CR.
-  ENGAGE: Complete Lessons #10, #11, & #12 (click on the “Resources” icon on the left side of the screen in Laulima. Then, click on the “Lessons (PowerPoint PDFs)” Folder to access specified Lesson). Hardcopy found on pages 169—180 in CR.
-  DISCUSS: Post in the “**Week Three: Population Control**” Discussion Forum (click on the “Discussion Board” icon on the left side of screen in Laulima). The DUE DATE for completion is **Sunday, 6/15, 11:59pm.**
-  COMPLETE: Complete the “**The Spartans & Athenians Video Exploration Assignment**” and “**Primary Source Analysis Assignment #2 (Herodotus)**” found in the “Assignments” icon in Laulima. The DUE DATE for completion is **Sunday, 6/15, 11:59pm.**

On Thursday, 6/12 through Sunday, 6/15: Designated Testing Period for Exam #1

-  COMPLETE: Take Exam #1 which is found in the “Exams” icon in our Laulima site. Be sure to complete both PART ONE (Multiple Choice; 50 minutes total) and PART TWO (Essay; untimed) of Exam #1 by **Sunday, 6/15, 11:59pm.** Exam opens on Thursday, 6/12, 12:00am and automatically closes on Sunday, 6/15, 11:59pm. The Study Guide for Exam #1 is found

in the Resources icon in our Lulima site (see the “HIST 151 Study Guides for Exams” folder).

WEEK FOUR: Monday, 6/16 through Sunday, 6/22:

On Monday, 6/16 & Tuesday, 6/17: Topic Unit—Rome


- 🎵 LISTEN: Watch the HistoryTeachers’ Music Videos “Viva Roma No. V”, “Julius Caesar”, “Cleopatra”, “Gladiator”, “Constantine”, “Attila the Hun”, and “Empress Theodora” for a fun introduction to this history unit (click on “Viva Roma No. V” on the Home Page under the HistoryAlive! Links to access; then do the same with the remaining videos assigned above). In general, you do not need to watch the assigned music video (unless you are assigned to watch it in a HistoryAlive! Assignment). However, the music videos, when available, serve as a fun way to introduce you to information that you will cover in the chapter.
- 📖 READ: Chapter 8, Chapter 9 (pages on Roman Empire only), & Chapter 10 in textbook and pages 57—73 in CR and pages 104—106 in CR.
- ✎ ENGAGE: Complete Lessons #13 & #14 (click on the “Resources” icon on the left side of the screen in Lulima. Then, click on the “Lessons (PowerPoint PDFs)” Folder to access specified Lesson). Hardcopy found on pages 181—189 in CR.
- 🗣️ DISCUSS: Post in the “**Week Four: Freedom vs. Stability, Part II**” Discussion Forum (click on the “Discussion Board” icon on the left side of screen in Lulima). The DUE DATE for completion is **Sunday, 6/22, 11:59pm**.
- 📌 COMPLETE: Complete the “**Primary Source Analysis Assignment #3 (Tacitus)**” found in the “Assignments” icon in Lulima. The DUE DATE for completion is **Sunday, 6/22, 11:59pm**.

On Wednesday, 6/18 & Thursday, 6/19: Topic Unit—Europe

- 🎵 LISTEN: Watch the HistoryTeachers’ Music Videos “Charlemagne”, “The Vikings”, & “William the Conqueror”, for a fun introduction to this history unit (click on “Charlemagne” on the Home Page under the HistoryAlive! Links to access; then do the same with the remaining videos assigned above). In general, you do not need to watch the assigned music video (unless you are assigned to watch it in a HistoryAlive! Assignment). However, the music videos, when available, serve as a fun way to introduce you to information that you will cover in the chapter.
- 📖 READ: Chapter 9 in textbook and pages 74—87 in CR and page 107 in CR.
- ✎ ENGAGE: Complete Lessons #15 & #16 (click on the “Resources” icon on the left side of the screen in Lulima. Then, click on the “Lessons (PowerPoint PDFs)” Folder to access specified Lesson). Hardcopy found on pages 190—202 in CR.




On Friday, 6/20: Topic Unit—Islam

- 📖 READ: Chapter 11 & Chapter 12 in textbook and pages 88—89 in CR.



-  ENGAGE: Complete Lesson #17 (click on the “Resources” icon on the left side of the screen in Laulima. Then, click on the “Lessons (PowerPoint PDFs)” Folder to access specified Lesson). Hardcopy found on pages 203—206 in CR.

WEEK FIVE: Monday, 6/23 through Sunday, 6/29:



On Monday, 6/23: Topic Unit—Africa

-  READ: Chapter 13 in textbook.
-  ENGAGE: Complete Lesson #18 (click on the “Resources” icon on the left side of the screen in Laulima. Then, click on the “Lessons (PowerPoint PDFs)” Folder to access specified Lesson). Hardcopy found on pages 207—209 in CR.
-  DISCUSS: Post in the “**Week Five: Introduce Your KickA** Historical Individual!**” Discussion Forum (click on the “Discussion Board” icon on the left side of screen in Laulima). The DUE DATE for completion is **Sunday, 6/29, 11:59pm.**




On Tuesday, 6/24: Topic Unit—China

-  READ: Chapter 14 (pages on China) in textbook and page 90 in CR.
-  ENGAGE: Complete Lesson #19 (click on the “Resources” icon on the left side of the screen in Laulima. Then, click on the “Lessons (PowerPoint PDFs)” Folder to access specified Lesson). Hardcopy found on pages 210—212 in CR.

On Wednesday, 6/25: Topic Unit—Japan

-  READ: Chapter 14 (pages on Japan) in textbook and pages 91—92 in CR.
-  ENGAGE: Complete Lesson #20 (click on the “Resources” icon on the left side of the screen in Laulima. Then, click on the “Lessons (PowerPoint PDFs)” Folder to access specified Lesson). Hardcopy found on pages 213—216 in CR.

On Thursday, 6/26: Topic Unit—Mongols

-  READ: Chapter 15 in textbook and page 93 in CR.
-  ENGAGE: Complete Lesson #21 (click on the “Resources” icon on the left side of the screen in Laulima. Then, click on the “Lessons (PowerPoint PDFs)” Folder to access specified Lesson). Hardcopy found on pages 217—220 in CR.
-  COMPLETE: Complete the “**Think/Write Paragraph Assignment #2**” found in the “Assignments” icon in Laulima. The DUE DATE for completion is **Sunday, 6/29, 11:59pm.**

On Friday, 6/27: Topic Unit—Christianity & Islam

- 🎵 LISTEN: Watch the HistoryTeachers' Music Videos "The Crusades" and "The Black Death" for a fun introduction to this history unit (click on "The Crusades" on the Home Page under the HistoryAlive! Links to access; then do the same with "The Black Death"). In general, you do not need to watch the assigned music video (unless you are assigned to watch it in a HistoryAlive! Assignment). However, the music videos, when available, serve as a fun way to introduce you to information that you will cover in the chapter.
- 📖 READ: Chapter 16 in textbook and pages 94—99 in CR and pages 108—109 in CR.
- ✍️ ENGAGE: Complete Lesson #22 (click on the "Resources" icon on the left side of the screen in Lulima. Then, click on the "Lessons (PowerPoint PDFs)" Folder to access specified Lesson). Hardcopy found on pages 221—225 in CR.

WEEK SIX: Monday, 6/30 through Thursday, 7/3:

On Monday, 6/30: Topic Unit—KickA** Industries Hiring Executives Discussion

- 🌐 COMPLETE: Read all resumes posted in the "KickA** Industries Resumes" folder found in the "Resources" icon so that you can then come up with the 3 most qualified individual that you would hire (you can choose your own individual as one). Next, participate in the "KickA** Industries Hiring Executives Discussion" found in the "Discussion Board" icon in our class Lulima site by writing a 5—7 sentence post on the 3 individuals you would hire and why. In your post, you should explain each of the individual strengths of your chosen individuals (be as specific as possible when talking about these strengths) and how when these strengths are combined, they would make an undefeatable team. The due date for this post is **Wednesday, 7/2, by 11:59pm.**

On Monday, 6/30 through Thursday, 7/3: Designated Testing Period for Exam #2

- 🌐 COMPLETE: Take Exam #2 which is found in the "Exams" icon in our Lulima site. Be sure to complete both PART ONE (Multiple Choice; 50 minutes total) and PART TWO (Essay; untimed) of Exam #2 **by Thursday, 7/3, 11:59pm.** Exam opens on Monday, 6/30, 12:00am and automatically closes on Thursday, 7/3, 11:59pm. The Study Guide for Exam #2 is found in the Resources icon in our Lulima site (see the "HIST 151 Study Guides for Exams" folder).